



Available in light gray or black (-BK)

AWC SERIES

COMPACT FULL-RANGE 2-WAY COAXIAL AND LOW FREQUENCY LOUDSPEAKER SYSTEMS

The AWC Series is ideal for speech and music in a wide variety of applications, including sports facilities, racetracks, stadiums, fairgrounds, rodeos, skating rinks, themed entertainment venues, cruise ships, water parks, outdoor background music/paging systems, swimming pools, and a wide variety of other outdoor or indoor venue types.

The AWC82 has a high-power coaxial 200 mm (8 in) low frequency driver and 25 mm (1 in) high frequency compression driver, while the AWC129 is comprised of a high-power co-axial 300 mm (12 in) low frequency driver and 25 mm (1 in) high frequency compression driver. The AWC159 is comprised of a high-power co-axial 380mm (15 in) low frequency driver and 38mm (1.5 in) high frequency compression driver, and the AWC15LF utilizes a 380mm (15 in) low frequency driver for consistent LF output. All full-range models feature a unique tapered pole-piece design that transitions to the cone of the low frequency driver to form a large diameter pattern control waveguide for the high frequencies, both eliminating high-frequency beaming, which is common among this category of speaker, and extending pattern control to the lowest possible frequencies. The result is extremely consistent coverage – wide 120° for AWC82 and more focused 90° for AWC129 and AWC159 – on a broadband basis. Available in light gray or black.

AWC82

COMPACT 8" ALL-WEATHER TWO-WAY COAXIAL LOUDSPEAKER

The AWC82 is a compact two-way highly weather-resistant full-range loudspeaker system which is ideal for speech and music-fill in a wide variety of applications.

- 250 watt power handling provides high SPL capability
- Consistent 120° x 120° broadband pattern control
- Highly weather-resistant IP56 rating

AWC129

COMPACT 12" ALL-WEATHER TWO-WAY COAXIAL LOUDSPEAKER

The AWC129 is a compact two-way highly weather-resistant full-range loudspeaker system which is ideal for speech and music-fill in a wide variety of applications.

- 400 watt power handling provides high SPL capability
- Consistent 90° x 90° broadband pattern control
- Highly weather-resistant IP56 rating

AWC159

COMPACT 15" ALL-WEATHER TWO-WAY COAXIAL LOUDSPEAKER

The AWC159 is a compact two-way highly weather-resistant full-range loudspeaker system which is ideal for speech and music-fill in a wide variety of applications.

- 500 watt power handling provides high SPL capability
- Consistent 90° x 90° broadband pattern control
- Highly weather-resistant IP56 rating

AWC15LF

COMPACT 15" ALL-WEATHER LOW-FREQUENCY SPEAKER

The AWC15LF is a compact highly weather resistant loudspeaker for augmenting the low frequency capability of a sound system, and is ideal for use with other AWC full-range loudspeakers.

- 500 watt power handling capacity
- low frequency extension down to 45 Hz
- Highly weather-resistant IP56 rating



CBT SERIES

LINE ARRAY COLUMN LOUDSPEAKERS

The JBL CBT Series line array columns with Constant Beamwidth Technology break new ground in performance, versatility, and affordability. Designed for venues that would typically use larger point-and-shoot speakers or powered columns, the CBT models incorporate patented technical advancements that allow them to vastly outperform competitive systems, with a level of user-friendliness that virtually eliminates the challenges of delivering great sound. With a slim compact design in fiberglass reinforced ABS enclosures, the CBT Series fits well into virtually any decor. Available in black or white.

CBT SERIES
COMMERCIAL SOUND PRODUCTS



CBT 50LA-1

CBT LINE ARRAY COLUMN WITH EIGHT 2" DRIVERS

The CBT 50LA-1 is the most compact of the models. At 150 watts, it holds its own against larger competitive columns. Response to 80 Hz works well for speech or music. Voicing can be set for music (flat) or speech via a switch.

- 150 watt power handling provides high SPL capability
- Built-in 70V/100V transformer plus 8 ohm direct capability
- Swivel (pan)/tilt wall bracket included

CBT 50LA-LS

CBT LINE ARRAY COLUMN WITH EN54 CERTIFICATION

Same as above CBT 50LA-1 but certified for EN54 applications.

- 150 watt power handling provides high SPL capability
- Built-in 70V/100V transformer plus 8 ohm direct capability
- Swivel (pan)/tilt wall bracket included

CBT 100LA-1

CBT LINE ARRAY COLUMN WITH SIXTEEN 2" DRIVERS

The CBT 100LA-1 contains sixteen 2" drivers in a slim, compact cabinet, providing excellent pattern control. Vertical coverage is adjustable via a switch and voicing is switchable between music (flat) or speech setting, making this model a great choice for a wide variety of environments.

- 325 watt power handling for high SPL
- Vertical coverage switchable between 40 degrees and 15 degrees
- Built-in 70V/100V transformer plus 8 ohm direct capability

CBT 100LA-LS

CBT LINE ARRAY COLUMN WITH EN54 CERTIFICATION

Same as above CBT 100LA-1 but certified for EN54 applications.

- 325 watt power handling for high SPL
- Vertical coverage switchable between 40 degrees and 15 degrees
- Built-in 70V/100V transformer plus 8 ohm direct capability

CBT 70J-1

CBT TWO-WAY LINE ARRAY COLUMN WITH ASYMMETRICAL VERTICAL COVERAGE

The CBT is a two-way speaker with high fidelity and response down to 60 Hz, 500W power handling, high sensitivity and high SPL capability. This model provides Asymmetrical Progressive Gradient coverage sending more sound toward the far area of the listening space.

- 500 watt power handling provides high SPL capability
- Vertical coverage switchable between 45 degrees and 15 degrees
- Sixteen 1" soft dome tweeters and four high power LF drivers

CBT 70JE-1

The CBT 70JE-1 extension speaker is purpose-built for use with CBT 70J-1, lengthening the line array to extend the pattern control, extending the bass response, and increasing power handling and SPL levels in the LF range.

- 500 watt power handling
- Four high power 125 mm (5 in) LF drivers
- Matches form factor of CBT 70J-1. Coupler plate included.

CBT 70J-1 + CBT70JE-1

PURPOSE DESIGNED EXTENSION FOR CBT70J-1 LINE ARRAY COLUMN

The CBT 70J-1 + 70JE-1 array system is twice the height of a 70J-1, extending the pattern control down to below 400Hz, including the voice range and much of the music range. This unobtrusive column array system provides 1000 watts of continuous power handling (peaks of 4000 watts), high sensitivity and very high maximum output capability, with a frequency response that extends down to 45 Hz.

- 1000 watt power handling provides high SPL capability
- 70JE-1 has built-in crossover network for combining with 70J-1
- Provides extended pattern control down to 400 Hz and frequency response to 45 Hz.

CBT 200LA-1

CBT LINE ARRAY COLUMN WITH THIRTY-TWO 2" DRIVERS

With a height of 200 cm (6.6 ft), CBT 200LA-1 is the tallest model, providing useful pattern control down to below 200 Hz. The top and bottom speaker modules allow individual adjustment of music (flat)/ speech voicing and vertical pattern settings. Setting in Asymmetrical Progressive Gradient coverage mode (top narrow; bottom broad) sends more sound toward the far listening area versus close for more even SPL near-to-far in the listening space.

- 650 watt power handling provides high SPL capability
- Vertical coverage switchable between 30 degrees and 15 degrees
- Provides extended pattern control down to 200 Hz

ACCESSORIES

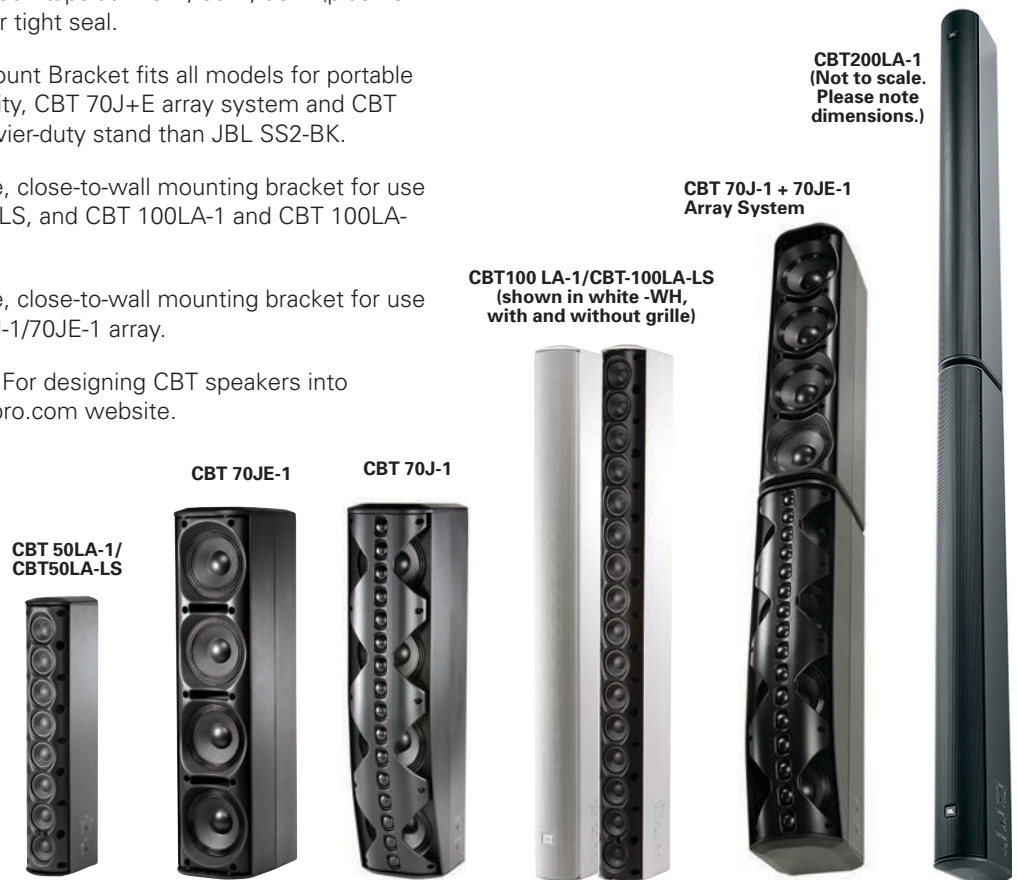
MTC-CBT-70T - Transformer module for CBT 70J-1 or 70J-1+70JE-1 array, bolts onto back, 70V/100V taps at 120W, 60W, 30W (plus 15W for 70V), gland nuts for water tight seal.

MTC-CBT-SMB1 – Stand Mount Bracket fits all models for portable applications. Note: For stability, CBT 70J+E array system and CBT 200LA-1 requires larger, heavier-duty stand than JBL SS2-BK.

MTC-CBT-FM1 – Low-profile, close-to-wall mounting bracket for use with CBT 50LA-1, CBT50LA-LS, and CBT 100LA-1 and CBT 100LA-LS.

MTC-CBT-FM2 – Low-profile, close-to-wall mounting bracket for use with CBT 70J-1 and CBT 70J-1/70JE-1 array.

CBT Calculator Software – For designing CBT speakers into projects. Download from jblpro.com website.



CBT200LA-1
(Not to scale.
Please note
dimensions.)

CBT 70J-1 + 70JE-1
Array System

CBT100 LA-1/CBT-100LA-LS
(shown in white -WH,
with and without grille)

CBT 70JE-1

CBT 70J-1

CBT 50LA-1/
CBT50LA-LS

All models include grilles, which are removed in photos to illustrate driver composition.

COMMERCIAL SOUND PRODUCTS
CBT SERIES





CONTROL® 60 SERIES

HIGH PERFORMANCE PENDANT LOUDSPEAKERS

The Control 60 Series bring renowned JBL sound and outstanding coverage to rooms and venues with open architecture or high-ceilings, while providing superior voice and musical clarity for rooms with difficult acoustics. Easy to install hanging hardware is included, featuring redundant suspension cables and UL listed adjustable height hangers.

CONTROL 62P

2.5" ULTRA COMPACT SATELLITE PENDANT SPEAKER

The Control 62P is great for speech and mid-high music applications (external high-pass required) in visually sensitive applications. For full-range applications, up to 4 pieces can be driven from a Control 50S/T or 40CS/T subwoofer. Available in Black or White.

- 25 watt continuous power rating
- Can intermix with Control 52 and Control 42C satellite speakers
- 140° nominal coverage angle

CONTROL 65P/T

5.25" COMPACT FULL-RANGE PENDANT SPEAKER

The Control 65P/T incorporates JBL's exclusive RBI Radiation Boundary Integration technology to provide very consistent, wide coverage throughout the listening space. Available in Black or White.

- 75 watt continuous power rating
- 120° conical coverage pattern
- Max SPL @1m: 105dB pink noise, 111 dB peak

CONTROL 67P/T

6.5" EXTENDED FULL-RANGE PENDANT SPEAKER

The Control 67P/T incorporates a larger enclosure and high power 6.5" transducer for extended bass output capability. Available in Black or White.

- 75 watt continuous power rating
- 120° conical coverage pattern
- Max SPL @1m: 109dB pink noise, 115 dB peak

CONTROL 67HC/T

6.5" HIGH CEILING PENDANT SPEAKER

The Control 67HC/T has well controlled narrow coverage, ideal for improved voice intelligibility and musical clarity in high-ceiling venues or in rooms with difficult acoustics. Available in Black or White.

- 75 watt continuous power rating
- Well-controlled 75° conical coverage pattern
- Max SPL @1m: 112dB pink noise, 118 dB peak

Control 60PS/T

8" PENDANT SUBWOOFER WITH CROSSOVER

The Control 60 PS/T provides bass and extension, high impact and good transient response for high-fidelity sound systems. Available in Black or White.

- 150 Watt continuous power rating
- Low Frequency extension down to 42 Hz
- Max SPL @ 1m: 107 dB pink noise, 113 dB peak

ACCESSORIES

MTC-PC60: Terminal Cover for C65P/T, C67P/T, C67HC/T & C60PS/T

MTC-PC62: Terminal Cover for C62P

CONTROL® 50 SERIES

SURFACE-MOUNT SUBWOOFER-SATELLITE SYSTEM

The Control 50 Series subwoofer-satellite loudspeaker system provides high fidelity sound in any location where full-range high fidelity foreground/background music is required from a surface-mount system.

The Control 50S/T subwoofer can be utilized with either two of four Control 52 satellite speakers. The Control 50 system is mono. Both the Control 50S/T and Control 52 can be intermixed in systems along with the Control 40 Series in-ceiling models – Control 40CS/T subwoofer and Control 42 satellite speaker – to match the form factor requirements of a wide variety of applications.



The C50PACK includes 4) Control 52 satellite speakers and 1) Control 50 subwoofer as shown. The Control 50 Series is also available individually.

CONTROL 52

2.5" SURFACE-MOUNT SATELLITE LOUDSPEAKER

The Control 52 satellite loudspeaker produces superb high fidelity sound via a low distortion 2.5" driver. The included wall bracket allows each speaker to be angled up to 45 degrees off-axis.

- 50 watt continuous power rating
- Wall-mount brackets included
- 150° x 150° nominal coverage angle

CONTROL 50S/T

8" SURFACE-MOUNT SUBWOOFER SYSTEM

The Control 50S/T subwoofer contains a high-power, long excursion, 8" driver which provides extended low frequency response. The Control 50S/T installs quickly with its included two-piece easy-mount wall-bracket.

- 300 watt continuous power rating
- Selectable 70V/100V for distributed lines or low impedance
- Usable with Control 42C and Control 62P Models

CONTROL 50PACK

PACKAGED SURFACE-MOUNT SUBWOOFER-SATELLITE LOUDSPEAKER SYSTEM

The Control 50Pack includes four Control 52 satellite speakers and one Control 50S/T subwoofer. Available in Black and White.

- Versatile four satellite speaker system
- Wall mount brackets included
- Low Frequency Down to 32 Hz (-10dB)

CONTROL® CONTRACTOR

SURFACE MOUNT SPEAKERS



The CONTROL 25AV-LS is Kitemark approved and UL1480 UUMW listed for use in fire alarm and/or emergency communication systems.

The Control Contractor Surface speakers are compact systems with rugged, molded high impact polystyrene shells. Designed for wide-ranging indoor and outdoor (except SB-2) applications, the Control Contractor Series offers versatility, ease-of-installation and paintability. JBL's Invisiball® mounting technology revolutionizes ease-of-installation with built-in hardware easily secured with a standard hex wrench from the front (except Control CRV). Mounting bracket is included. Available in black or white (except Control SB2).

CONTROL 23 & 23T

HIGH OUTPUT TWO-WAY MID-HIGH LOUDSPEAKER

The Control 23 has a 3.5" woofer and horn-loaded titanium-coated tweeter ideal for mid/high operation in limited space environments. The Control 23T model has a pre-installed transformer.

- 50 watt continuous program power rating
- Conforms to Mil Spec 810 and IEC529 IP-X4
- Readily paintable to match decor

CONTROL 25 & 25T

COMPACT BACKGROUND/FOREGROUND LOUDSPEAKER

The Control 25 incorporates a 5.25" low frequency loudspeaker with a horn-loaded 1" titanium coated tweeter ideal for moderately large venues. The Control 25T model has a pre-installed transformer.

- 150 watt continuous program power rating
- Conforms to Mil Spec 810 and IEC529 IP-X4
- Readily paintable to match decor

CONTROL 25AV & 25AV-LS

COMPACT BACKGROUND/FOREGROUND LOUDSPEAKER

The Control 25 is an especially wide band-width, smooth response speaker. It features a top quality 70V/100V transformer for distribution systems which can also be bypassed for use as an 8 ohm speaker.

The Control 25AV-LS is UL1480 UUMW listed for use in fire alarm and/or emergency communication systems. Also EN52-24 certified.

- 200 watt continuous program power rating
- 60 watt transformer for 70V or 100V, and 8 ohm
- Especially wide bandwidth and smooth response.

CONTROL 28 & 28T-60

HIGH OUTPUT BACKGROUND/FOREGROUND SPEAKER

The Control 28 offers high power, performance, bandwidth and sensitivity in a compact full range speaker with an 8" woofer and 1" tweeter. Control 28T-60 contains a multi-tap transformer.

- 175 watt continuous program power rating
- Conforms to Mil Spec 810 and IEC529 IP-X4
- Readily paintable to match decor

CONTROL CRV

CONTEMPORARY CURVED DESIGN LOUDSPEAKER

The Control CRV brings high design and versatility to both indoor and outdoor commercial applications. The CRV incorporates dual 4" woofers and a 3/4" titanium tweeter.

- 75 watt continuous program power rating
- Combinable in half-round or full-round clusters
- Available in black or white finish



L to R:
CONTROL 23/23T
CONTROL 25/25T
CONTROL 25AV & AV-LS
CONTROL 28/28T-60



CONTROL CRV

CONTROL CONTRACTOR SERIES
COMMERCIAL SOUND PRODUCTS



CONTROL 29AV-1

PREMIUM INDOOR/OUTDOOR MONITOR SPEAKER

The Control 29AV-1 utilizes high power components and a complex network to achieve smooth high fidelity performance and a well-controlled defined coverage from a compact loudspeaker.

- 300 watt continuous program power rating
- Compression driver HF
- 110° x 85° HF coverage with rotatable horn

CONTROL 30

HIGH OUTPUT THREE-WAY MONITOR SPEAKER

The Control 30 is a three-way high output speaker designed for multiple uses. Weather resistance has been maximized, making the Control 30 suitable for outdoor applications. Includes 70V/100V multi-tap transformer.

- 500 watt continuous program power rating
- Conforms to Mil Spec 810 and IEC529 IP-X4
- 120° x 120° HF coverage

CONTROL SB2

STEREO INPUT DUAL COIL 10" SUBWOOFER

The Control SB-2 functions as the subwoofer section of left/right music systems, preserving the stereo separation. The dual coil 10" transducer has been optimized to compliment four Control 23 speakers.

- 340 watt continuous program power rating
- Slot loaded vented bandpass design
- Not outdoor capable

CONTROL SB210

DUAL 10" INDOOR/OUTDOOR HIGH OUTPUT SUBWOOFER

The Control SB210 subwoofer contains two high power 10" woofers suitable for both indoors and out. Its compact size, durable enclosure, insert points, and stacking options making it one of the most versatile subwoofers on the market.

- 800 watt continuous program power rating
- Fully outdoor capable design
- Integrated M6 inserts for optional U-bracket or suspension

ACCESSORIES

MTC-PC2: The MTC-PC2 Panel Cover provides sealed entrance protection for input terminals and strain relief for incoming speaker wire.

MTC-xxSSG and MTC-xxWMG: SSG stainless steel retrofit grilles for Control 23, 25, and 28. WMG WeatherMax™ grilles add a foam and tight-weave backing to break up driving rain.

MOUNTING BRACKETS

MTC-xxUB*: U-brackets for installing Control 29AV, 30 and SB210. Available in black or white.

MTC-xxH* Horizontal Array Brackets: Allows horizontal arraying of two Control 23, 25 or 28 speakers. MTC-H brackets can be interconnected to form a suspended ring for mounting 6 or 3 speakers in a 360° cluster module.

MTC-xxV* Vertical Array Brackets: Allows vertical end-to-end mounting of up to three Control 23, 25, or 28 speakers.

MTC-xxCM* Ceiling Brackets: The curved arm allows installation of Control 23, 25, 28, 29AV or 30 speakers down from a ceiling.

MTC-30MK-WH: Marine grille kit for Control 30 (white only).

SB-2 Installation Brackets: The MTC-SB2W wall/corner bracket allows mounting of the subwoofer onto a wall surface or into a corner. The MTC-SB2C ceiling bracket enables suspension of the SB-2 from above, projecting downward into the listening area.

PMB-BK and PMB-WH: Control CRV pole-mount bracket for 4-speaker 360° hanging pendant cluster.

Various adaptors for installing via threaded pipe or rod available from third party. Contact JBL for information.

* These models are available in different sizes. Specify speaker model when ordering.



CONTROL 29AV-1 CONTROL 30-WH



CONTROL SB2

CONTROL SB210

CONTROL® CONTRACTOR

EASY TO INSTALL IN-WALL SPEAKERS



126W/WT



128W/WT

The Control 100 Speakers are premium in-wall speakers designed for applications where top performance from a loudspeaker with minimal visual impact is required. The Control 100 Series speakers are voiced similarly to other JBL control Contractor models, allowing mixing with surface-mount and in-ceiling speakers within a single listening space. The premium sound quality makes these loudspeakers ideal for critical listening environments, yet they are high power and rugged enough to handle venues requiring high-SPL heavy duty-cycle music.

CONTROL 126W/WT and CONTROL 128W/WT

PREMIUM IN-WALL HIGH PERFORMANCE SPEAKERS

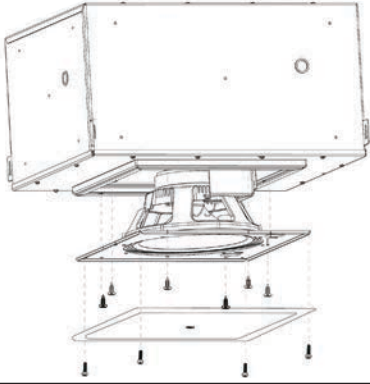
The Control 126W and Control 128W feature high performance woofers with a polymer coated aluminum cone, pure butyl rubber surround for long life and high reliability, and extended polepiece magnet design for long excursion and high reliability. The pure titanium dome high frequency driver is loaded with a built-in EOS™ (Elliptical Oblate Spheroidal) waveguide for low distortion and a smooth frequency response. A low-diffraction swivel mounting system enables the user to direct high frequencies where required without the diffraction distortion inherent in other aimable tweeter designs. A high-slope crossover network maintains natural midrange sound and produces more even coverage throughout the listening area.

The Control 126W has a 6.5" woofer and 1" titanium dome tweeter. The Control 128W has an 8" woofer and 1" titanium dome tweeter. Both are ideal for critical listening applications where top performance and minimal visual impact is required.

The speakers fit into the wall space of ordinary stud-wall construction. An optional rough-in frame is available for installing the speakers into standard stud walls in new construction projects. As is the case with all Control Contractor speakers, the baffles and grilles are paintable to match any décor.

The optional Control 126WT and Control 128WT include 70V/100V transformers for use on distributed loudspeaker lines.

- 200 watt continuous power rating
- High-slope crossover for natural midrange sound
- Includes cutout template & paint shield



CONTROL® 300 SERIES

LARGE FORMAT CEILING SPEAKERS

Control 300 Series represents the state of the art in large-format ceiling loudspeaker systems. True point-source coax designs, multiple power levels and transformer choices, plus an in-ceiling subwoofer, make it easy to fulfill any system performance requirements. Premium components include Kevlar-reinforced cones, low-saturation transformers and legendary JBL compression drivers. Advanced high-slope crossover networks, combined with low system distortion and smooth frequency response provides full, natural music along with exceptional speech intelligibility.

CONTROL 328C & 328CT

8" COAXIAL CEILING LOUDSPEAKER

The Control 328C has a 8" woofer and 1" compression driver engineered from the ground up to deliver exceptional performance in a coaxial point source design ceiling speaker. The optional Control 328CT includes 70V/100V multi-tap transformer.

- 250 watt continuous power rating
- Excellent clarity for speech and vocals
- Consistent 120° broadband pattern control

CONTROL 321C & 321CT

12" COAXIAL CEILING LOUDSPEAKER

The Control 321C has a 12" woofer and 1" compression driver engineered from the ground up to deliver exceptional performance in a coaxial point source design ceiling speaker. The optional Control 321CT includes 70V/100V multi-tap transformer.

- 250 watt continuous power rating
- Excellent clarity for speech and vocals
- Consistent 90° broadband pattern control

CONTROL 322C & 322CT

HIGH OUTPUT 12" COAXIAL CEILING LOUDSPEAKER

The Control 322C has a high output 12" woofer and 1" compression driver engineered from the ground up to deliver exceptional performance in a coaxial point source design ceiling speaker. The optional Control 322CT includes 70V/100V multi-tap transformer.

- 400 watt continuous power rating
- Excellent clarity for speech and vocals
- Consistent 90° broadband pattern control

CONTROL 312CS

HIGH OUTPUT 12" CEILING LOUDSPEAKER

The Control 312CS is a high output 12" subwoofer that is an excellent addition to JBL Control 321, 322, and 328 loudspeaker systems.

- 400 watt continuous power rating
- Kevlar reinforced 12" woofer
- Clean contemporary grille and optional back box

ACCESSORIES

Premium accessories include best-in-class back boxes made of heavy 16 gauge metal and lined with 1/2" MDF, as well as contemporary grilles and an optional higher power transformer. A variety of grilles. Please visit our website for more information.





CONTROL 226C/T

Control 200 models are available both in an independent backcan design (Control 227C & 227CT) and in an integrated backcan version (Control 226C/T).

CONTROL® 200 SERIES

MEDIUM FORMAT CEILING SPEAKERS

Control 226C/T, 227C and 227CT are premium in-ceiling speakers designed to meet the increasing market demand for premium quality sound in ceiling-mount applications. The Control 200 Series loudspeakers incorporate breakthrough performance features such as best-in-class pattern control to provides a consistent sound throughout the listening area. Especially wide coverage allows fewer speakers to cover the space, reducing both the material and labor cost for the installation. The high-power kevlar-reinforced 6.5 in (165 mm) low-frequency driver along with the titanium-diaphragm compression driver and the advanced-technology steep-slope crossover provide superb, wide-bandwidth sound quality.

Control 226C/T

6.5" COAXIAL CEILING LOUDSPEAKER

Control 226C/T is a compact, easy-to-install speaker with integrated backcan for blind-mounting into ceilings. It features a top-quality 60W multi-tap transformer for 70V/100V line distribution systems. The transformer may be bypassed, allowing the Control 226C/T to be used as a low-impedance 8 ohm speaker. C-ring, tile rails and grille are included. This model is designed to be able to utilize the optional MTC-19NC new construction ring and MTC-19MR plaster-ring for new construction projects requiring pre-installation rings.

- 150 watt continuous power rating
- Excellent clarity for speech and vocals
- Consistent 120° broadband pattern control

Control 227C & 227CT

6.5" COAXIAL CEILING LOUDSPEAKER

Control 227C is a high-output, low-impedance 8 ohm speaker assembly for installation with the separate MTC-200BB8 backcan and MTC-RG6/8 grille (both sold separately). Optional accessories include MTC-19NC new construction ring, MTC-19MR plaster-ring, and MTC-TB6/8 tile bridge. **Control 227CT** is a 70V/100V version of Control 227C, featuring a top-quality 60W multi-tap transformer for 70V/100V line distribution systems.

- 150 watt continuous power rating
- Excellent clarity for speech and vocals
- Consistent 120° broadband pattern control

PREMIUM ACCESSORIES

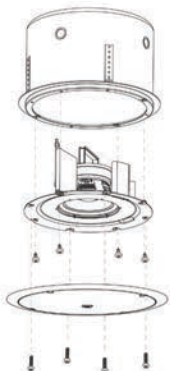
MTC-200BB6: Backcan for Control 227C and 227CT. 13.3 inches (337 mm) max diameter x 8.1 inches (206 mm) deep.

MTC-RG6/8: Round grille for Control 227C and 227CT. Also fits Control 328C & 328CT. 13.6 inches (345 mm) in diameter

MTC-SG6/8: Square grille for Control 227C and 227CT. Also fits Control 328C & 328CT. 13.4 inches (340 mm) x 13.4 inches (340 mm).


MTC-TB6/8: Tile bridge for Control 227C and 227CT. Also fits Control 328C & 328CT.

MTC-19NC & MTC-19MR: New-construction and mud rings fit Control 226 for new construction applications requiring pre-installation rings.



CONTROL 227C & 227CT Assembly with Backcan and Grille

CONTROL 227C



CONTROL 226C/T



CONTROL 227CT





CONTROL 45C/T
Shown without grille

CONTROL® 40 SERIES

EXTENDED PERFORMANCE SMALL FORMAT CEILING SPEAKERS WITH CONICAL RBI

The Control 40 Series Ceiling Speakers are designed to work perfectly in environments that require a premium, in-ceiling speaker with an extremely wide bandwidth and consistent coverage. Consisting of three 6.5" coaxial models, a 2.5" ultra-compact satellite speaker and in-ceiling subwoofer, the Control 40 Series can be configured in many different ways to accommodate a full range of applications. JBL focused on ease-of-installation by including an integrated backcan, grille and tile rails (except Control 42C), locking 2-pin connectors and two knockouts. The Control 40 Series speakers are designed for use in air handling spaces.

CONTROL 47C/T & CONTROL 47LP

6.5" COAXIAL CEILING LOUDSPEAKER

The Control 47C/T and Control 47LP are designed for applications that require extremely wide bandwidth and very consistent coverage. The Control 47LP (Low Profile Backcan) is identical to the Control 47 but equipped with a shallow backcan for use in areas with restricted mounting depths.

- 150 watt continuous program power rating (8 ohm)
- 8 ohm and 70V/100V operation
- Consistent 120° broadband pattern control

CONTROL 47HC

6.5" COAXIAL CEILING LOUDSPEAKER

The Control 47HC is designed for applications that require a narrow focused beamwidth pattern and very consistent coverage, such as for increasing clarity, intelligibility and SPL when in high-ceiling applications.

- 150 watt continuous program power rating (8 ohm)
- 8 ohm and 70V/100V operation
- Narrow 75° coverage pattern

Control 45C/T

5.25" COAXIAL CEILING LOUDSPEAKER

The Control 45C/T is a premium loudspeaker designed for applications that can benefit from extremely wide bandwidth and very consistent coverage from a ceiling speaker with a small footprint.

- 150 watt continuous program power rating (8 ohm)
- 8 ohm and 70V/100V operation
- Consistent 120 broadband pattern control

CONTROL 42C

2.5" ULTRA COMPACT SATELLITE SPEAKER

The Control 42C is an ultra-compact in-ceiling satellite loudspeaker designed for use with the Control 40CS/T subwoofer. It offers an unobtrusive design which is ideal for a wide range of installations.

- 30 watt continuous program power rating
- Small unobtrusive design
- High fidelity sound for subwoofer-satellite systems

CONTROL 40CS/T

8" HIGH IMPACT CEILING SUBWOOFER

The Control 40CS/T is a direct radiating, high impact 8" subwoofer designed for powerful bass response in an in-ceiling loudspeaker. It features a built in crossover network and four high-passed outputs enabling it to be used as a sub/sat system.

- 100 watt continuous program power rating
- Switchable 70V/100V or Low-z
- Passive crossover network for easy system install



CONTROL 42C

CONTROL 47C/T

CONTROL 47LP
Shown without grille

CONTROL 47HC
Shown without grille

CONTROL 40CS/T
Shown without grille





CONTROL® 20 SERIES

PREMIUM SMALL FORMAT CEILING SPEAKERS

The Control 20 Series ceiling speakers deliver high power handling, overload protection and exceptional sound level capability and are packaged as complete assemblies, including integral backcan, front grille and tile bridge support hardware (except Control 26-DT). Innovative design features such as titanium-coated tweeters and JBL's unique diffraction-horn loading provide broad, even coverage through the listening area.

CONTROL 20 SERIES
COMMERCIAL SOUND PRODUCTS



CONTROL 24C MICRO, 24CT MICRO & 24CT MICROPLUS

4.5" BACKGROUND MUSIC CEILING LOUDSPEAKER

The Control 24C/CT Micro and 24CT MicroPlus are compact and easy to install in-ceiling speakers providing full, high quality sound for background music and music-plus paging systems. The 24CT Micro includes a 9W multi-tap transformer and the 24CT MicroPlus includes a 25W multi-tap transformer.

- 30 watt continuous program power rating (24C Micro)
- Can depth of 4.1" (105mm) for shallow ceiling spaces
- Extremely wide 150° coverage pattern



24C/CT MICRO
24CT MICROPLUS

CONTROL 24C, 24CT & 24CT-BK

4" COAXIAL CEILING SPEAKER

The Control 24C contains a coaxially mounted 4" woofer and 3/4" titanium coated tweeter providing high fidelity sound over a wide coverage area. The 24CT provides a 70V/100V multi-tap transformer. The 24CT is available in black (C24CT-BK).

- 80 watt continuous program power rating
- Extremely wide 130° coverage pattern

CONTROL 26C, 26CT & 26CT-LS

6.5" COAXIAL CEILING SPEAKER

The Control 26C contains a coaxially mounted 6.5" woofer and 3/4" titanium coated tweeter, able to deliver maximum sound level over a defined area. The 26CT provides a 70V/100V multi-tap transformer. The 26CT-LS is UL1480/UUMW life-safety certified.

- 150 watt continuous program power rating
- Extremely wide 110° coverage pattern

CONTROL 26-DT

6.5" COAXIAL CEILING SPEAKER

The Control 26-DT is an 6.5" coaxial ceiling speaker designed to fit into a standard 8" ceiling speaker backcan. A high quality transformer is included for 70V/100V distributed lines.

- 60 watt transformer for 70V/100V distributed lines
- 90° nominal coverage angle



26-DT

CONTROL 19CS & 19CST

8" CEILING SUBWOOFER

The Control 19CS uses advanced technology to produce powerful bass from a low profile ceiling speaker. The optional 19CST has a special subwoofer band transformer for 70V/100V operation.

- 200 watt continuous program power rating
- Simple installation and wire connecting method
- Low frequency response down to 42Hz (-10dB)

ACCESSORIES

New Construction Bracket: MTC-xxNC*
Plaster Ring Bracket: MTC-xxMR*

Trim Rings: Allow for installation into existing ceiling speaker cutouts that are larger than the speaker's normal cutout size. MTC-xxTR*.

MTC-48TRx12: Tile Rails for 4' x 4' ceiling tiles (pack of 12 rails)

* These models are available in different sizes. Specify speaker model when ordering.



CONTROL 12C/T-BK
Shown without grille

CONTROL® 10 SERIES

AFFORDABLE BLIND-MOUNT CEILING SPEAKERS

Control 10 Series in-ceiling loudspeakers meet the increased market demand for superior sound quality, installation-friendly features and value, delivering a level of sonic performance unmatched by comparably priced products. They are ideal for applications where excellent sound quality is needed for medium-volume music playback and paging.

Control 10 Series models feature wide bandwidth, wide coverage, and combined 70V/100V and 8 ohm operation in each speaker. Dual conduit clamp allows separate strain reliefs for the input and loop out cables. Available in either white or black (-BK).

CONTROL 12C/T

3" FULL-RANGE COMPACT CEILING SPEAKER

The Control 12C/T is a high fidelity speaker with a 3" full-range driver and a wide frequency range of 68 Hz to 17 kHz. The short (4.7in./120mm) blind-mount backcan allows easy installation in shallow ceiling spaces.

- 40 watt continuous program power rating
- 130° conical coverage angle
- Max SPL@1m: 97dB average, 103dB peak

CONTROL 14C/T

4" TWO-WAY COAXIAL CEILING SPEAKER

The Control 14C/T contains a co-axially mounted 4" woofer and ¾" soft dome tweeter. The liquid-cooled soft dome tweeter provides clear, pleasant sound over a wide coverage area. Blind-mount backcan for quick and easy installation.

- 60 watt continuous program power rating
- 120° conical coverage angle
- Max SPL@1m: 102dB average, 108dB peak

CONTROL 16C/T

6.5" TWO-WAY COAXIAL CEILING SPEAKER

The Control 16C/T is the largest Control 10 Series model, containing a co-axially mounted 6-1/2" woofer and ¾" soft dome tweeter. High 91 dB sensitivity allows for high maximum SPL with wide bandwidth. Blind-mount backcan for quick and easy installation.

- 100 watt continuous program power rating
- 110° conical coverage angle
- Max SPL@1m: 108dB average, 116dB peak

ACCESSORIES

New Construction Brackets & Trim Rings: The Control 10 Series speaker utilize the Control 20 Series NC New Construction Brackets, MR Plaster Ring Brackets, and TR Trim Rings.


Control 12C/T and 14C/T utilize MTC-24NC, MR & TR.

Control 16C/T utilizes MTC-26NC, MR & TR.

MTC-48TRx12: Tile Rails for 4' x 4' ceiling tiles (pack of 12 rails).



Each speaker is equipped with a selector for 100V, 70V or 8 ohm direct operation.



The 8124 4-inch (100 mm) full-range loudspeaker and the two 8-inch (200 mm) full-range loudspeakers feature high sensitivity drivers that deliver maximum sound levels using minimal amplifier power. (8128/8138 shown)

8100 SERIES

SCULPTED GRILLE DUAL-CONE CEILING SPEAKERS

High sensitivity at a cost-effective price point, the 8100 Series is an easy to install loudspeaker solution for a wide variety of commercial sound applications. With its contemporary grill design, the 8100 Series loudspeakers are ideal for a variety of settings ranging from restaurant and retail settings to professional offices and reception areas. All models feature 6 watt transformer for 70V/100V distributed lines.

8124

4" FULL-RANGE CEILING SPEAKER

The 8124 is a 4-inch (100 mm) full-range loudspeaker, featuring a high sensitivity driver that provides 130° conical coverage in a lightweight (2.5 lb) package.

- Frequency response (-10dB): 60 Hz -18 kHz
- Dog-ears for easy Blind Mount installations
- For areas not requiring backcan

8128

8" FULL-RANGE CEILING SPEAKER

The 8128 is an 8-inch (200 mm) full-range loudspeaker, featuring a high sensitivity driver that provides 90° conical coverage in a lightweight (3.0 lb) package.

- Frequency response (-10dB): 50 Hz -16 kHz
- Dog-ears for easy Blind Mount installations
- For areas not requiring a backcan

8138

8" FULL-RANGE CEILING SPEAKER

The 8138 is an 8-inch (200 mm) full-range loudspeaker designed for use with MTC-BB8 pre-install in-ceiling backcan, resulting in high sensitivity performance at a cost effective price point.

- Frequency response (-10dB): 95 Hz -18 kHz
- Installs to in-ceiling backboxes with 4 mounting points on an 11.25" mounting circle
- Clear, high-fidelity performance when used in JBL pre-install backcan

ACCESSORIES

Because of the very light weight of 8124 and 8128, tile rails may not be required for some in-ceiling applications. They are not packaged with these models, however MTC-RAIL tile rail sets and MTC-8124C and MTC-8128C C-Rings are available separately. The 8138 is designed for use with MTC-81BB8 backcan and MTC-81TB8 tile bridge.



The 8124 and 8128 Ceiling Speakers are designed with built-in dog-ears for fast and easy installations, and are lightweight with open-back design for applications not requiring an in-ceiling backcan.



The 8100 Series is equipped with a contemporary grille, allowing the speakers to blend with a variety of interiors.





COMMERCIAL SOLUTION SERIES

CSS CEILING AND SURFACE-MOUNT SPEAKERS

The JBL Commercial Series provides affordable performance for paging and background music applications in retail stores, restaurants, schools and other facilities.

CSS8004

4" COMMERCIAL CEILING SPEAKER

The CS8004 is a 4" ceiling speaker designed for paging and background music applications. High sensitivity across the product line provides maximum sound level, even at low tap settings.

- 30W continuous program power rating
- 5W multi-tap transformer for 25V/70V/100V operation
- Very wide 175° coverage pattern

CSS8008

8" COMMERCIAL CEILING SPEAKER

The CS8008 is a 8" ceiling speaker designed for paging and background music applications. High sensitivity across the product line provides maximum sound level, even at low tap settings.

- 30W continuous program power rating
- 5W multi-tap transformer for 25V/70V/100V operation
- Very wide 120° conical coverage pattern

CSS8018

8" COMMERCIAL CEILING SPEAKER

The CS8018 is a 8" ceiling speaker designed for paging and background music applications. High sensitivity across the product line provides maximum sound level, even at low tap settings.

- 40W continuous program power rating
- 10W multi-tap transformer for 25V/70V/100V operation
- Very wide 110° conical coverage pattern

ACCESSORIES FOR CSS8004, CSS8008 and CSS8018

MTC-BB4x6: Pre-install backcan for CSS8004. Pack of 6 pcs.

MTC-BB8x6: Pre-install backcan for CSS8008 and CSS8018. Pack of 6 pcs.

MTC-TR4/8x12: Tile rails for CSS-BB4 and CSS-BB8 backcans. Pack of 12 pcs. for 6 speakers.

CSS-1S/T

5.25" COMPACT TWO-WAY LOUDSPEAKER

The CSS-1S/T is a versatile, compact two-way loudspeaker designed for use on 100V or 70V distributed speaker lines or in 8 ohm direct mode. Aimable wall-mount bracket is included.



CSS-1S/T

- 60W continuous program power rating
- 10W multi-tap transformer for 70V/100V operation
- 120° x 120° coverage pattern

CSS-H15 / CSS-H30

15 WATT / 30 WATT PAGING HORNS

The CSS-H15 and H30 paging horns provide excellent voice range clarity. The wide coverage pattern allow the horns to cover larger audience areas, and they are designed for demanding environmental conditions.




CSS-H15 / CSS-H30

- 15W or 30W continuous program power rating
- 15W or 30W multi-tap transformer for 70V/100V operation
- 70° x 90° (H15) or 50° x 70° (H30) coverage pattern

INTELLIVOX

DIGITALLY CONTROLLABLE, BEYOND BEAM STEERING



INTELLIVOX
COMMERCIAL SOUND PRODUCTS

The biggest challenge facing a sound system designer is devising a system which will have a high direct to reverberant sound ratio, maximizing the sound that arrives directly to the listeners ear, while reducing the sound energy from walls, ceilings and other acoustically reflective surfaces. With the Intellivox DDC (Digital Directivity Control), DDS (Digital Directivity Synthesis) technologies, and WinControl software it's possible to control the vertical directivity pattern of Intellivox products and aim the sound where you want it - at the listener.

The standard Intellivox DC and DS column speakers are 134mm wide, 92 mm deep and available in 6 lengths. 1150mm, 1800mm, 2800mm, 3800mm, 4300mm and 5000mm. The longer the array, the more control you have over the directivity. They each have an array of 4 inch drivers with built in amplification and DSP. The DC/DS 115 has 2 additional tweeters to extend the frequency range.


The Intellivox DSX products have the same dimensions as their DC/DS equivalent, and include a small horn array, extending the frequency response to 18 kHz.

For an even wider frequency range we also manufacture the DC/DS 808 and 1608 with 6.5 inch drivers, making the speakers better suited to Music as well as speech. The electronics module for these units comes separated in a 3RU enclosure.



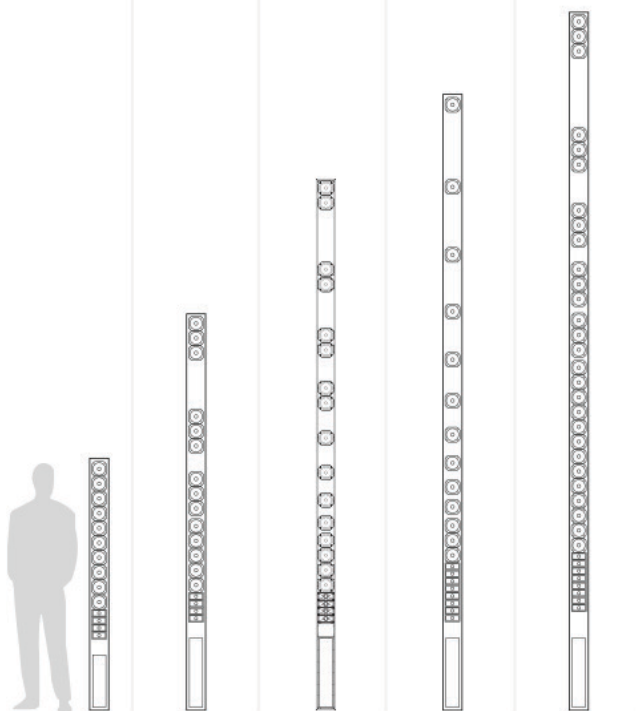
INTELLIVOX DC & DS FAMILIES

DC115 DS115 DC180 DS180 DC280 DS280 DC380 DS380 DC430 DS430 DC500 DS500 DC808 DS808 DC1608 DS1608



INTELLIVOX DSX FAMILIES

DSX180 DSX280 DSX380 DSX430 DSX500



INTELLIVOX
COMMERCIAL SOUND PRODUCTS

